




Curriculum guide for Reception parents

October 2021



What is the Early Years Foundation Stage?

- The Early Years Foundation Stage (EYFS) is the stage of education for children from birth to the end of the Reception year
- It is based on the recognition that children learn best through play and active learning

There are 3 prime and 4 specific areas of learning. All areas are connected to one another and are equally important.

1. Personal, Social and Emotional Development
2. Language and Communication
3. Physical Development
4. Mathematics – Numbers and Shapes
5. Literacy – Reading and Writing
6. Understanding of the World
7. Expressive Arts and Design



Personal, Social and Emotional Development

Children will develop:

- confidence
- an awareness of their own needs
- social skills in their interactions with others
- their independence
- an awareness of the difference between right and wrong



Personal, Social and Emotional Development

You can help by:

- encouraging your child to be independent e.g. getting them to dress themselves
- encouraging your child to 'have a go' at different activities
- talking about their feelings and other people's feelings
- playing games that encourage sharing and turn taking



Communication and Language

The children will be learning to:

- talk confidently and clearly
- enjoy listening to stories, songs and poems
- develop vocabulary and develop their own narratives and explanations by connecting ideas or events
- ask and answer questions in response to stories and in class discussions




Communication and Language

You can help by:


- listening and talking to your child as much as you can
- giving them new words and longer sentences 'Look at the big red, shiny bus.'
- using different tenses 'We go/went/ were going/ will go on the bus'
- talking to your child in your home language. If you speak a different home language from English, you must still talk to them in your home language. Once a child has learnt one language, it is easier to learn another


Physical Development

The children will be learning to:



- move confidently
- control their body
- handle equipment
- stay healthy including how to look after their teeth







Physical Development

You can help by:

- making sure that your child can put on their clothes with as little help as possible
- making sure your child knows to wash their hands after going to the toilet
- providing opportunities at home to help them develop fine motor skills e.g. play dough, cutting, small construction, using pegs, knives in cooking etc.
- providing opportunities for children to develop their gross motor skills e.g. riding a bike, climbing and running around at the park
- talk to your child about the importance of oral health. Tooth decay is largely preventable but remains a serious problem amongst children (approximately 25% of 5 year olds have tooth decay with 3 or 4 teeth affected on

Mathematics – Number, number patterns, shape and space

The children will:

- develop an understanding of maths through counting, stories, songs, games and imaginative play
- learn how to subitise (see separate guide in Reception section of website)
- become comfortable with numbers (up to 20 and beyond) and with ideas such as 'heavier than' or 'bigger'
- be aware of shapes and space.
- use positional language e.g. 'behind', 'in front', 'on top of', 'next to'






Mathematics – Number and Shapes

You can help by:

- talking about how numbers in the environment e.g. bus numbers, car number plates, prices in shops, money, shoe sizes
- play games suggested on our subitising guide (on website in
- using mathematical language such as ‘How many altogether?’ ‘Adding’, ‘equals’
- talking about how shapes are everywhere. Ask ‘What shape is a car wheel? A window? A door?’
- using words tall, big, heavy, light, Tummy Mummy



Literacy- Reading and Writing

The children will be learning:

- the sounds of the alphabet
- to blend sounds together to make words e.g. C-a-t, b-o-x, f-i-sh, t-a-nk
- to read high frequency words from sight e.g. was, all, said.
- to write some simple words from memory or phonic knowledge

Literacy- Reading

You can help by :

- reading a story every night. As you read, point to the words and talk about the pictures. Look for common words like the, and, to, it
- looking at print around you. Look at shop names and signs such as 'open' and 'exit', bus destinations signs
- reading the books sent home from school
- practising the sounds and HF words sent home from school






Literacy- Writing

You can help by:

- showing them how to write their name in lower case letters
- encouraging your child to write if they show an interest e.g. writing a shopping list, invitation or a birthday card
- using a pencil correctly
- practise the letter sounds sent home and use them to write words e.g. make a word from t – a – m








Read, Write Inc

- Read Write Inc. is a synthetic phonics programme used throughout the Infant school. Synthetic phonics is a method of learning centred around letter sounds and phonics, blending them together to read and segmenting them to write words



Read Write Inc: set 1 sounds

m a s d t
i n p g o
c k u b f
e l h sh r
j v y w th
z ch qu x ng nk

Read Write Inc: set 2 sounds

Children will be taught these sounds when they are confident working with set 1 sounds

ay ee igh ow oo oo
or ar air ir ou oy

Read Write Inc: set 3 sounds

Children will be taught these sounds when they are confident working with set 1 and 2 sounds

ea oi a-e i-e ai

o-a o-e ue

aw are ur er

ow ew ire ear ure

How you can help

- please look at website www.oxfordowl.co.uk which is free and will help your child learn to read. There are over 100 free e books to enjoy with your child and there is a phonics guide which will help you how to say the sounds correctly. This website also has lots of useful information about the development of early reading skills
- practise the sounds sent home on a weekly basis with your child

Understanding the World

The children will :

- find out about the world around them, encouraged to ask questions about it
- build with different materials, know about everyday technology and learn what it is used for
- find out about past events in their lives and their families' lives
- find out about different cultures and beliefs







Understanding the World

You can help by:

- talking to your child about the world around them
- help your child to become aware of other cultures, beliefs and celebrations
- talk to your child about patterns, similarities and differences in the world, seasons, flowers

Expressive Arts and Design

The children will :

- explore colours and shapes
- make things
- participate in role play activities
- develop skills in singing, dancing and using musical instruments





Expressive Arts and Design

You can help by:

- giving your child lots of experience of painting, drawing and making things
- singing songs and talking about music
- playing imaginatively with your child in role play or with small world play



Make Learning fun!

- children learn best if they are doing something that they are interested in. If they are having fun, then they won't forget
- please make sure they have plenty of sleep
- ensure that children exercise and eat as healthily as possible
- don't watch too much TV or play computer games!



Tell us about your child's special achievements

- If your child does anything of interest, or that makes you proud, please share it with us. We don't see everything they can do!
- Children in Busy Bees will bring their Special Books home on a termly basis. Please contribute to their Special Books when the children bring them home. We are trialling Tapestry in Lively Ladybirds Class and staff will be uploading photos of children engaging in Class activities and samples of their work