



Curriculum presentation for Reception parents

October 2020



What is the Early Years Foundation Stage?

- The Early Years Foundation Stage (EYFS) is the stage of education for children from birth to the end of the Reception year
- It is based on the recognition that children learn best through play and active learning

There are 3 prime and 4 specific areas of learning. All areas are connected to one another and are equally important.

1. Personal, Social and Emotional Development
2. Language and Communication
3. Physical Development
4. Mathematics – Numbers and Shapes
5. Literacy –Reading and Writing
6. Understanding of the World
7. Expressive Arts and Design



Personal, Social and Emotional Development

Children will develop:

- confidence
- an awareness of their own needs
- social skills in their interactions with others
- their independence
- an awareness of the difference between right and wrong



Personal, Social and Emotional Development

You can help by:

- Encouraging your child to be independent e.g. getting them to dress themselves
- Encouraging your child to 'have a go' at different activities
- Talking about their feelings and other people's feelings
- Playing games that encourage sharing and turn taking



Communication and Language

The children will be learning to:

- talk confidently and clearly
- enjoy listening to stories, songs and poems
- develop vocabulary and develop their own narratives and explanations by connecting ideas or events
- ask and answer questions in response to stories and in class discussions




Communication and Language

You can help by:

- listening and talking to your child as much as you can
- giving them new words and longer sentences 'Look at the big red, shiny bus.'
- using different tenses 'We go/went/ were going/ will go on the bus'
- talking to your child in your home language. If you speak a different home language from English, you must still talk to them in your home language. Once a child has learnt one language, it is easier to learn another


Physical Development

The children will be learning to:



- move confidently
- control their body
- handle equipment







Physical Development

You can help by:

- making sure that your child can put on their clothes with as little help as possible
- making sure your child knows to wash their hands after going to the toilet
- providing opportunities at home to help them develop fine motor skills eg play dough, cutting, small construction, using pegs, knives in cooking etc
- providing opportunities for children to develop their gross motor skills e.g. riding a bike, climbing and running around at the park

Mathematics – Number and Shapes

The children will:

- develop an understanding of maths through counting, stories, songs, games and imaginative play
- become comfortable with numbers (up to 20 and beyond) and with ideas such as 'heavier than' or 'bigger'
- be aware of shapes and space.
- Use positional language eg 'behind', 'in front', 'on top of', 'next to'





Mathematics – Number and Shapes

You can help by:

- talking about how numbers in the environment eg bus numbers, car number plates, prices in shops, money, shoe sizes
- using mathematical language such as ‘How many altogether?’ ‘Adding’, ‘equals’
- talking about how shapes are everywhere. Ask ‘What shape is a car wheel? A window? A door?’
- using words such as tall, big, heavy, light. Who is taller: Mummy or Daddy?



Literacy- Reading and Writing

The children will be learning:

- The sounds of the alphabet
- to blend sounds together to make words
eg c-a-t, b-o-x, f-i-sh, t-a-nk
- to read high frequency words from sight
eg was, all, said.
- to write some simple words from memory
or phonic knowledge

Literacy- Reading

You can help by :

- Reading a story every night. As you read, point to the words and talk about the pictures. Look for common words like the, and, to, it
- Looking at print around you. Look at shop names and signs such as 'open' and 'exit', bus destinations signs
- Reading the books sent home from school
- Practising the sounds and HF words sent home from school






Literacy- Writing

You can help by:

- Showing them how to write their name in lower case letters
- Encouraging your child to write if they show an interest e.g. writing a shopping list, invitation or a birthday card
- Using a pencil correctly
- Practise the letter sounds sent home and use them to write words eg make a word from t – a – m







Read, Write Inc

- Read Write Inc is a synthetic phonics programme used throughout the Infant school. Synthetic phonics is a method of learning centred around letter sounds and phonics, blending them together to read and segmenting them to write words



Read Write Inc: set 1 sounds

(taught in this order)

m a s d t
i n p g o
c k u b f
e l h sh r
j v y w th
z ch qu x ng nk

Read Write Inc: set 2 sounds

Children will be taught these sounds when they are confident working with set 1 sounds

ay ee igh ow oo oo
or ar air ir ou oy

Read Write Inc: set 3 sounds

Children will be taught these sounds when they are confident working with set 1 and 2 sounds

ea oi a-e i-e ai

o-a o-e ue

aw are ur er

ow ew ire ear ure

How you can help

- website www.oxfordowl.co.uk which is free and will help your child learn to read. There are over 100 free e books to enjoy with your child and there is a phonics guide which will help you how to say the sounds correctly. This website also has lots of useful information about the development of early reading skills
- Practise the sounds sent home on a weekly basis with your child

Understanding the World

The children will :

- find out about the world around them, and be encouraged to ask questions about it
- build with different materials, know about everyday technology and learn what it is used for
- find out about past events in their lives and their families' lives
- find out about different cultures and beliefs







Understanding the World

You can help by:

- Talking to your child about the world around them
- Help your child to become aware of other cultures, beliefs and celebrations
- Talk to your child about patterns, similarities and differences in the world, seasons, flowers

Expressive Arts and Design

The children will :

- explore colours and shapes
- make things
- participate in role play activities
- develop skills in singing, dancing and using musical instruments





Expressive Arts and Design

You can help by:

- Giving your child lots of experience of painting, drawing and making things
- Singing songs and talking about music
- Playing imaginatively with your child in role play or with small world play



Make Learning fun!

- Children learn best if they are doing something that they are interested in. If they are having fun, then they won't forget
- Please make sure they have plenty of sleep
- Ensure that children exercise and eat as healthily as possible
- Don't watch too much TV or play computer games!



Tell us about your child's special achievements

- If your child does anything of interest, or that makes you proud, please share it with us. We don't see everything they can do!
- Children will bring their Special Books home on a termly basis. Please contribute to their Special Books when you share the book at home