



Phonics meeting for Reception parents 17th January 2018



Literacy Early Learning Goals

- Use **phonics** to decode regular words and read them aloud accurately
- Use their **phonic** knowledge to write words in ways in which match their spoken sounds
- In writing simple sentences, some words are spelt correctly and others are **phonetically** plausible

Phase 1 phonics

- Develop listening skills in addition to language skills. for example play listening games with musical instruments, discriminating sounds in the environment e.g. vehicle sounds, animal sounds
- Identify initial sounds in their names, whilst beginning to look for environmental print
- Oral blending and segmenting
- Alliteration and rhyme
- Begin to introduce RWI graphemes and associate them with spoken sounds

Read, Write Inc.

Read Write Inc. is a synthetic phonics programme used throughout the Infant school. Synthetic phonics is a method of learning centred around letter sounds and phonics, blending them together to read and segmenting them to write words



Set 1 sounds

m a s d t

i n p g o

c k u b f

e l h s h r

j v y w th

z ch qu x ng nk

Set 1 sounds

- Associate the sound with the grapheme
- Learn the mnemonic for each letter sound
- Teaching the formation
- Associating sound with object e.g. b-ball
- Learn 4 each week and start to teach blending as soon as the first 3 sounds are taught

A simple speed sound lesson

- Introduce the sound
- Say the sound
- Look at the pictures/objects and say the names
- Listening for the sounds.
- Learn the handwriting 'patter'.
- Air write the sound
- Handwriting of the sound

Segmenting

- Segmenting is the skill of breaking down the sounds in words to write them
- Use hand writing hand
- Pinching the fingers
- Using the patten for each letter to help form in the correct way e.g. Maisie mountain mountain

Blending

- Fred talk
- Green words
- Assisted blending
- Fred in your head



F-r-e-d

Special Friends

- 1 sound made by 2 or 3 letters
- In Set 1 sounds, we have already learnt c, sh, ng, nk, qu, th and ch
- Find the Special friends first

Wish check

Night think

Read Write Inc. set 2 sounds





Children will learn these when they are confidently blending and segmenting with set 1 sounds

ay ee igh ow oo oo
or ar air ir ou oy

Nonsense words

- In the National Year 1 Phonics screening test the children will be expected to read nonsense words

Practice sheet: Pseudo words

ot	
vap	
osk	
ect	

Read Write Inc: set 3 sounds

Children will be taught these sounds when they are confident working with set 1 and 2 sounds

ea oi a-e i-e ai

o-a o-e ue

aw are ur er

ow ew ire ear ure

Developing sight vocabulary

Some words are not phonetically decodable and we have to learn these by sight (**red words**)



- the
- go
- to
- he
- said

How you can help

- website www.oxfordowl.co.uk which is free and will help your child learn to read. There are over 100 free e-books to enjoy with your child and there is a phonics guide which will help you how to say the sounds correctly (look under expert help)
- website [www. letters-and-sounds.com](http://www.letters-and-sounds.com) (look under Phase 2 and 3) Lots of fun games to play
- Practise the sounds sent home on a weekly basis with your child
- Practise a few tricky words each week so children can build up sight vocabulary

Thank you for coming today. If you need any further help with supporting your child with phonics, please come and ask a member of the team.